

71 SERIES

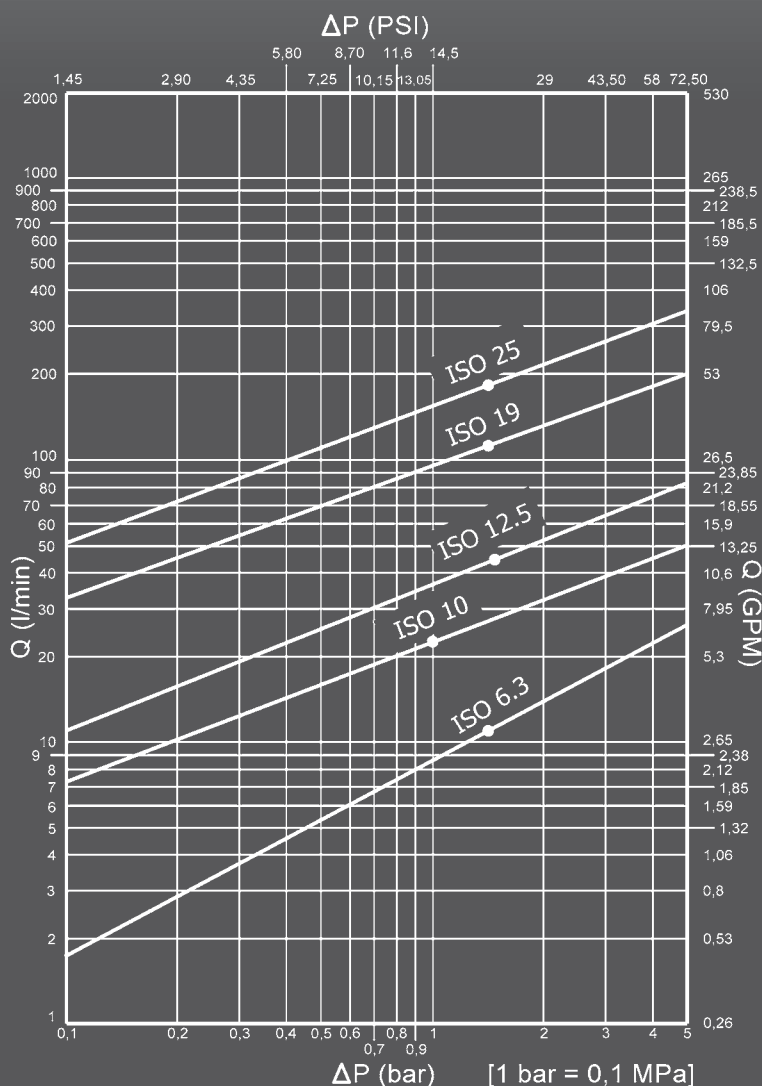
VALVOLA PIANA/ACCIAIO
FLAT FACE/STEEL
FLACHDICHTEND/STAHL
CLAPET PLAT/ACIER

Caratteristiche tecniche

- Intercambiabilità: Snap-Tite 71
- Occlusione: faccia piana
- Aggancio: sfere radiali
- Materiale: acciaio
- Finitura: Zn-Fe (Cr III)
- Filettature: BSP - NPT - SAE
- Guarnizioni standard: NBR
- Temperatura d'esercizio: -25 °C +100 °C
- Guarnizioni opzionali: FKM, EPDM o altro
- Pressioni di esercizio: 350 bar
- Connessione in pressione: non consentita

Nominal size				Max working pressure	Rated flow	Max flow rate	Min burst pressure			Fluid spillage
							Male	Female	Coupled	
DNP	BG	ISO	mm	MPa	l/min	l/min	MPa	MPa	MPa	cc
06	1	6.3	5,3	35	12	20	170	143	170	0,010
10	2	10	10,4	35	23	45	160	175	160	0,020
13	3	12.5	13	35	45	60	164	155	210	0,030
20	4	19	17	35	106	150	170	128	170	0,060
25	5	25	21,8	35	189	240	140	115	145	0,100

1 MPa = 145,04 psi • 1 l = 0,264 gal



Technical data

- Interchange: Snap-Tite 71
- Occlusion: flat face
- Locking: radial balls
- Material: steel
- Finishing: Zn-Fe (Cr III)
- Threads: BSP - NPT - SAE
- Standard seals: NBR
- Working temperature: -25 °C +100 °C
- Optional seals: FKM, EPDM or more
- Working pressure: 350 bar
- Connection under pressure: not allowed

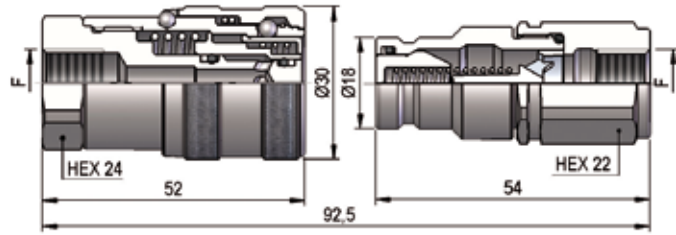
Technische Merkmale

- Austauschbarkeit: Snap-Tite 71
- Verschluss: flachdichtend
- Kupplung: Radialkugeln
- Werkstoff: Stahl
- Ausführung: Zn-Fe (Cr III)
- Gewinde: BSP - NPT - SAE
- Standard-Dichtungen: NBR
- Betriebstemperatur: -25 °C +100 °C
- Dichtungen nach Wahl: FKM, EPDM, usw.
- Betriebsdruck: 350 bar
- Kuppeln unter Druck: nicht möglich

Caracteristiques techniques

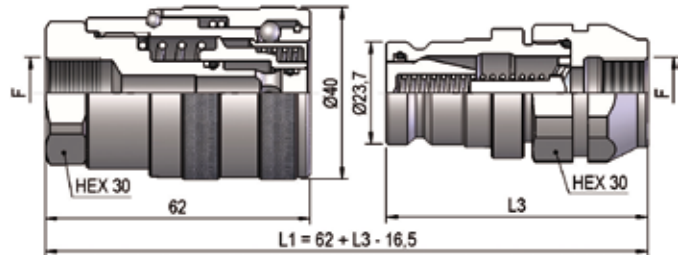
- Intercambiabilità: Snap-Tite 71
- Obturation: clapet plat
- Accrochage: billes radiales
- Matériel: acier
- Traitement: Zn-Fe (Cr III)
- Taraudage: BSP - NPT - SAE
- Joints standard: NBR
- Température de service: -25 °C +100 °C
- Joints facultatifs: FKM, EPDM, ect.
- Pression de service: 350 bar
- Connexion sous pression: pas possible

PLS1 DN06 - BG 1 - ISO 6.3



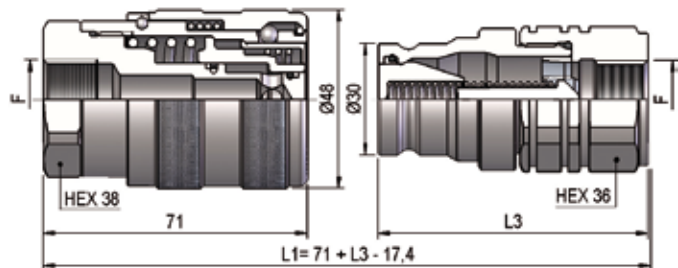
F	STANDARD	FEMMINA - FEMALE - MUFFE - FEMELLE			MASCHIO - MALE - STECKER - MALE		
		COD. F	Weight (g)	Packaging (pcs.)	COD. M	Weight (g)	Packaging (pcs.)
BSP 1/4"	DIN 3852-2-X	PLS1.0606.112	177	100	PLS1.0606.113	98	150
NPT 1/4"	ANSI B1.20.3	PLS1.0606.012	177	100	PLS1.0606.013	98	150

PLS1 DN10 - BG 2 - ISO 10



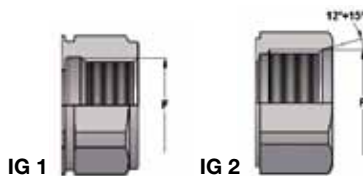
L3	F	STANDARD	FEMMINA - FEMALE - MUFFE - FEMELLE			MASCHIO - MALE - STECKER - MALE		
			COD. F	Weight (g)	Packaging (pcs.)	COD. M	Weight (g)	Packaging (pcs.)
61	BSP 3/8"	DIN 3852-2-X	PLS1.1010.112	378	30	PLS1.1010.113	158	60
64	NPT 3/8"	ANSI B1.20.3	PLS1.1010.012	378	30	PLS1.1010.013	184	60
61	BSP 1/2"	DIN 3852-2-X	PLS1.1013.112	357	30	PLS1.1013.113	154	60
64	NPT 1/2"	ANSI B1.20.3	PLS1.1013.012	359	30	PLS1.1013.013	168	60

PLS1 DN13 - BG 3 - ISO 12.5

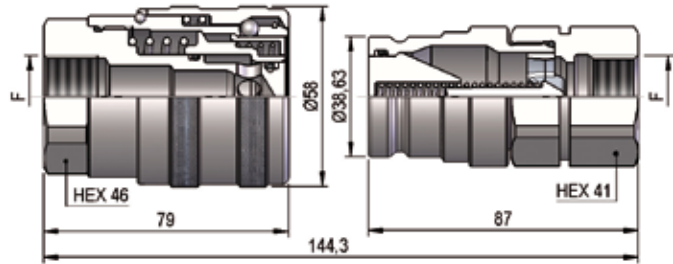


THREADS	L3	F	STANDARD	FEMMINA - FEMALE - MUFFE - FEMELLE			MASCHIO - MALE - STECKER - MALE		
				COD. F	Weight (g)	Packaging (pcs.)	COD. M	Weight (g)	Packaging (pcs.)
IG 1	72,5	BSP 1/2"	DIN 3852-2-X	PLS1.1313.112	624	23	PLS1.1313.113	339	42
	74	NPT 1/2"	ANSI B1.20.3	PLS1.1313.012	627	23	PLS1.1313.013	352	42
IG 2	70	3/4"-16 UNF 2B	SAE J 1926-1	PLS1.1319.032	630	23	PLS1.1319.033	331	42

THREADS

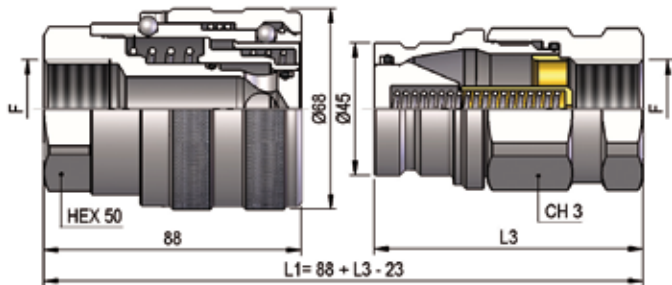


PLS1 DN20 - BG 4 - ISO 19



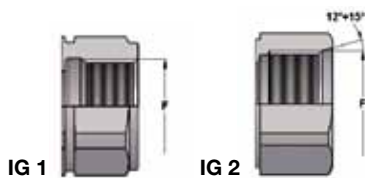
THREADS	F	STANDARD	FEMMINA - FEMALE - MUFFE - FEMELLE			MASCHIO - MALE - STECKER - MALE		
			COD. F	Weight (g)	Packaging (pcs.)	COD. M	Weight (g)	Packaging (pcs.)
IG 1	BSP 3/4"	DIN 3852-2-X	PLS1.2019.112	954	18	PLS1.2019.113	560	30
	NPT 3/4"	ANSI B1.20.3	PLS1.2019.012	960	18	PLS1.2019.013	567	30
IG 2	1"1/16-12 UN 2B	SAE J 1926-1	PLS1.2027.032	947	18	PLS1.2027.033	554	30

PLS1 DN25 - BG 5 - ISO 25



THREADS	CH3	L3	F	STANDARD	FEMMINA - FEMALE - MUFFE - FEMELLE			MASCHIO - MALE - STECKER - MALE		
					COD. F	Weight (g)	Packaging (pcs.)	COD. M	Weight (g)	Packaging (pcs.)
IG 1	50	97	BSP 1"	DIN 3852-2-X	PLS1.2525.112	1370	12	PLS1.2525.113	828	20
	50	97	NPT 1"	ANSI B1.20.3	PLS1.2525.012	1385	12	PLS1.2525.013	840	20
	55	97	BSP 1"1/4	DIN 3852-2-X	PLS1.2531.112	1275	12	PLS1.2531.113	868	18
	55	99	NPT 1"1/4	ANSI B1.20.3	PLS1.2531.012	1289	12	PLS1.2531.013	880	18
IG 2	50	97	1"5/16-12 UN	SAE J 1926-1	PLS1.2533.032	1364	12	PLS1.2533.033	822	20
	55	97	1"5/8-12 UN	SAE J 1926-1	PLS1.2541.032	1267	12	PLS1.2541.033	867	18

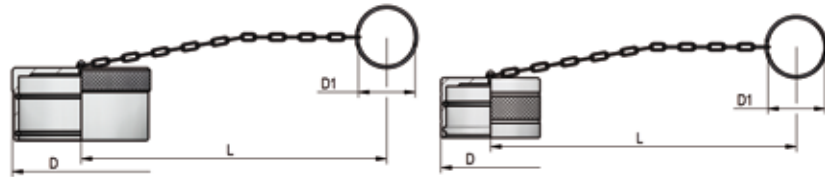
THREADS



METAL CAPS

* REALIZZATI SU RICHIESTA DEL CLIENTE
 AVAILABLE ON REQUEST
 AUF ANFRAGE LIEFERBAR
 DISPONIBLES SUR DEMANDE

NOMINAL SIZE		FEMALE DUST PLUG				MALE DUST CAP				MATERIAL			
DNP	BG	ISO	COD. F	Dimensions			Weight	COD. M	Dimensions			Weight	
				D	L	D1	(g)		D	L	D1	(g)	
06	1	6.3	SPLS.06202*	35	200	32	41	SPLS.06203*	25	200	32	28	Aluminum
10	2	10	SPLS.10202*	50	200	32	48	SPLS.10203*	32	200	32	39	Aluminum
13	3	12.5	SPLS.13202*	55	200	32	53	SPLS.13203*	38	200	32	40	Aluminum
20	4	19	SPLS.20202*	70	275	47,5	74	SPLS.20203*	46	275	47,5	66	Aluminum
25	5	25	SPLS.25202*	80	275	47,5	92	SPLS.25203*	55	275	47,5	80	Aluminum


SPARE PARTS


NOMINAL SIZE			MALE GASKET	
DNP	BG	ISO	OR (NBR*)	BK (PTFE)
06	1	6.3	PLT.304.030	PLS.006.130
10	2	10	PLS.010.120	PLS.010.130
13	3	12.5	PLT.025.120	PLS.013.130
20	4	19	PVT.019.122	PLS.019.130
25	5	25	PLS.025.120	PLS.025.130

* AL CODICE DELLA GUARNIZIONE IN NBR AGGIUNGERE 'E' PER EPDM O 'V' PER VITON

TO THE NBR GASKET CODE ADD 'E' FOR EPDM OR 'V' FOR VITON

ZU DER ARTIKELNR. DER NBR DICHTUNG GEBEN SIE 'E' FUER EPDM ODER 'V' FUER VITON AN

AU CODE DU JOINT EN NBR JOINDRE 'E' POUR EPDM OU 'V' POUR VITON



NOMINAL SIZE			FEMALE GASKET		MALE GASKET	
DNP	BG	ISO	OR1 (NBR*)	BK1 (PTFE)	OR2 (NBR*)	BK2 (PTFE)
06	1	6.3	PLS.006.210	PLS.006.132	PLS.006.121	PLS.006.131
10	2	10	PLS.010.210	PLS.010.132	PVS.306.030	PLS.010.131
13	3	12.5	PBV.004.120	PLS.013.132	PBV.006.120	PLS.013.131
20	4	19	VVT.013.120	PLS.019.132	PLK.025.121	PLS.019.131
25	5	25	PLS.025.210	PLS.025.132	PVT.019.122	PLS.025.131

* AL CODICE DELLA GUARNIZIONE IN NBR AGGIUNGERE 'E' PER EPDM O 'V' PER VITON

TO THE NBR GASKET CODE ADD 'E' FOR EPDM OR 'V' FOR VITON

ZU DER ARTIKELNR. DER NBR DICHTUNG GEBEN SIE 'E' FUER EPDM ODER 'V' FUER VITON AN

AU CODE DU JOINT EN NBR JOINDRE 'E' POUR EPDM OU 'V' POUR VITON