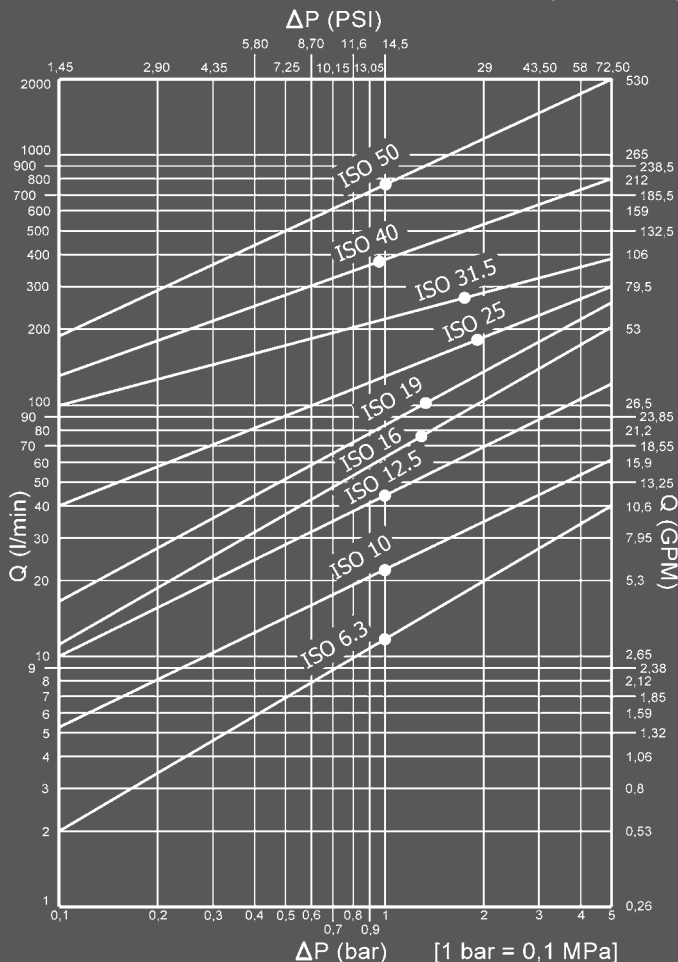


Nominal size			Max working pressure MPa	Rated flow l/min	Max flow rate l/min	Min burst pressure			Fluid spillage cc	
DNP	BG	ISO				Male	Female	Coupled		
06	1	6.3	6	45	12	24	180	180	210	0,008
13	2	10	8,6	35	23	46	140	170	140	0,010
20	3	12.5	10,7	35	45	90	140	160	140	0,012
22	4A	16	12,8	35	74	150	130	130	130	0,015
25	4	19	14,8	35	100	200	130	140	130	0,020
30	5	25	17,6	35	189	280	130	130	130	0,030
35	6	31.5	26	35	288	480	140	130	140	0,040
39	7	40	30	30	379	700	130	120	130	0,050
50	8	50	40,6	30	757	1000	150	120	140	0,100

1 MPa = 145,04 psi • 1 l = 0,264 gal



## FLAT FACE/SCREW

VITE VALVOLA PIANA/ACCIAIO  
FLAT FACE SCREW COUPLINGS/STEEL  
FLACHDICHTENDE SCHRAUBKUPPLUNGEN/STAHL  
COUPLEURS FACE PLANE A VISSER/ACIER

### Caratteristiche tecniche

- Intercambiabilità: disegno esclusivo Dnp
- Occlusione: faccia piana
- Aggancio: a vite
- Materiale: acciaio
- Finitura: Zn-Fe (Cr III) e Zn-Ni
- Filettature: BSP - NPT - SAE - METRICHE
- Guarnizioni standard: NBR e PU
- Temperatura d'esercizio: -25 °C +100 °C
- Guarnizioni opzionali: FKM, EPDM o altro
- Pressioni di esercizio: 300-450 bar
- Connessione in pressione: consentita (lato maschio o lato femmina)
- Massima pressione residua: 300 bar

### Technical data

- Interchange: exclusiv Dnp profile
- Occlusion: flat face
- Locking: screw
- Material: steel
- Finishing: Zn-Fe (Cr III) and Zn-Ni
- Threads: BSP - NPT - SAE - METRIC
- Standard seals: NBR and PU
- Working temperature: -25 °C +100 °C
- Optional seals: FKM, EPDM or more
- Working pressure: 300-450 bar
- Connection under pressure: allowed (both male or female side)
- Max residual pressure: 300 bar

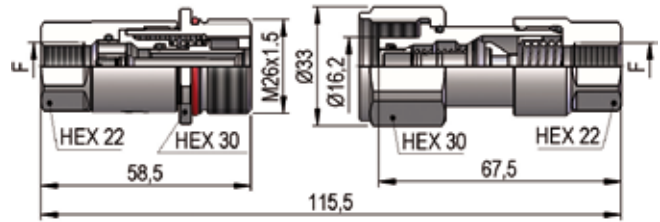
### Technische Merkmale

- Austauschbarkeit: laut exklusiver Dnp Zeichnung
- Verschluss: flachdichtend
- Kupplung: Schraubweise
- Werkstoff: Stahl
- Ausführung: Zn-Fe (Cr III) und Zn-Ni
- Gewinde: BSP - NPT - SAE - METRISCHE
- Standard-Dichtungen: NBR und PU
- Betriebstemperatur: -25 °C +100 °C
- Dichtungen nach Wahl: FKM, EPDM, usw.
- Betriebsdruck: 300-450 bar
- Kuppeln unter Druck: erlaubt (Steckerseite oder Muffenseite)
- Max. Restdruck: 300 bar

### Caracteristiques techniques


- Intercambiabilité: projet exclusif Dnp
- Obturation: clapet plat
- Accrochage: a vissé
- Matériel: acier
- Traitement: Zn-Fe (Cr III) et Zn-Ni
- Taraudage: BSP - NPT - SAE - METRIQUES
- Joints standard: NBR et PU
- Température de service: -25 °C +100 °C
- Joints facultatifs: FKM, EPDM, ect.
- Pression de service: 300-450 bar
- Connexion sous pression: possible (côté male ou femelle)
- Pression restante max: 300 bar

**PVT4 DN06 - BG 1 - ISO 6.3**



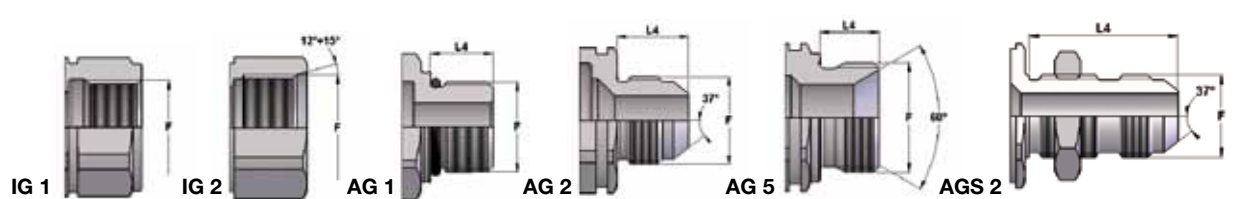
THREADS	F	STANDARD	FEMMINA - FEMALE - MUFFE - FEMELLE			MASCHIO - MALE - STECKER - MALE		
			COD. F	Weight (g)	Packaging (pcs.)	COD. M	Weight (g)	Packaging (pcs.)
IG 1	BSP 1/4"	DIN 3852-2-X	PVT4.0606.112	166	55	PVT4.0606.113	198	60
	NPT 1/4"	ANSI B1.20.3	PVT4.0606.012	167	55	PVT4.0606.013	199	60
IG 2	9/16"-18 UNF 2B	SAE J 1926-1	PVT4.0615.032	163	55	PVT4.0615.033	196	60

**PVT4 DN13 - BG 2 - ISO 10 (T)**

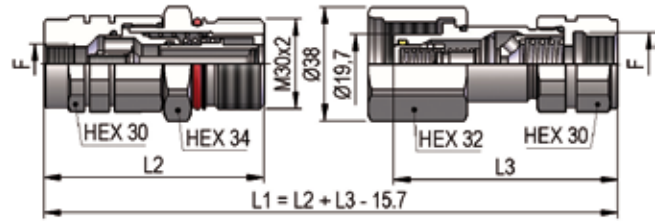


THREADS	L2	L3	L4	F	STANDARD	FEMMINA - FEMALE - MUFFE - FEMELLE			MASCHIO - MALE - STECKER - MALE		
						COD. F	Weight (g)	Packaging (pcs.)	COD. M	Weight (g)	Packaging (pcs.)
IG 1	73,5	75		BSP 3/8"	DIN 3852-2-X	PVT4.1310.112	310	45	PVT4.1310.113	291	40
	73,5	78		NPT 3/8"	ANSI B1.20.3	PVT4.1310.012	312	45	PVT4.1310.013	317	40
	73,5	75		BSP 1/2"	DIN 3852-2-X	PVT4.1313.112	295	45	PVT4.1313.113	287	40
	73,5	78		NPT 1/2"	ANSI B1.20.3	PVT4.1313.012	298	45	PVT4.1313.013	301	40
	73,5	75		M14x1,5	ISO 6149-1	PVT4.1314.102	296	45	PVT4.1314.103	299	40
	73,5	75		M16x1,5	ISO 6149-1	PVT4.1316.102	313	45	PVT4.1316.103	294	40
	73,5	75		M18x1,5	ISO 6149-1	PVT4.1318.102	306	45	PVT4.1318.103	287	40
	73,5	75		M20x1,5	ISO 6149-1	PVT4.1320.102	310	45	PVT4.1320.103	291	40
IG 2	72	75		9/16"-18 UNF 2B	SAE J 1926-1	PVT4.1315.032	310	45	PVT4.1315.033	298	40
	73,5	75		3/4"-16 UNF 2B	SAE J 1926-1	PVT4.1319.032	302	45	PVT4.1319.033	293	40
	74,5	79		7/8"-14 UNF 2B	SAE J 1926-1	PVT4.1323.032	288	45	PVT4.1323.033	292	40
	74,5	78		M22x1,5	SAE J 2244/1	PVT4.1322.102	294	45	PVT4.1322.103	295	40
AG 1	73,5	75	13	M14x1,5	ISO 6149-2	PVT4.1314.222	282	45	PVT4.1314.223	267	40
	75	78	16	M20x1,5	ISO 6149-2	PVT4.1320.222	292	45	PVT4.1320.223	277	40
AG 2	77,1	76,5	14,1	9/16"-18 UNF 2A	SAE J 514	PVT4.1315.302	284	45	PVT4.1315.303	259	40
	79,7	78,7	16,7	3/4"-16 UNF 2A	SAE J 514	PVT4.1319.302	292	45	PVT4.1319.303	267	40
AGS 2	100,6	99,6	37,6	3/4"-16 UNF 2A	SAE J 514	PVT4.1319.502	316	45	PVT4.1319.503	295	40
	104,1	103,1	41,1	7/8"-14 UNF 2A	SAE J 514	PVT4.1323.502	325	45	PVT4.1323.503	310	40
AG 5	74	76,6	12	BSP 3/8"	DIN 3852-2-B	PVT4.1310.212	294	45	PVT4.1310.213	269	40
	75	79	13	BSP 1/2"	DIN 3852-2-B	PVT4.1313.212	304	45	PVT4.1313.213	277	40
	75	75	13	BSP 1/2"	BS B5200	PVT4.1313.702	284	45	PVT4.1313.703	269	40
	74	73	11	M16x1,5	DIN 3863-U	PVT4.1316.702	284	45	PVT4.1316.703	261	40
	78	78	16	M20x1,5	DIN 3863-U	PVT4.1320.702	288	45	PVT4.1320.703	273	40
	76	76	14	M22x1,5	IN 3863-U	PVT4.1322.702	286	45	PVT4.1322.703	271	40

**THREADS**

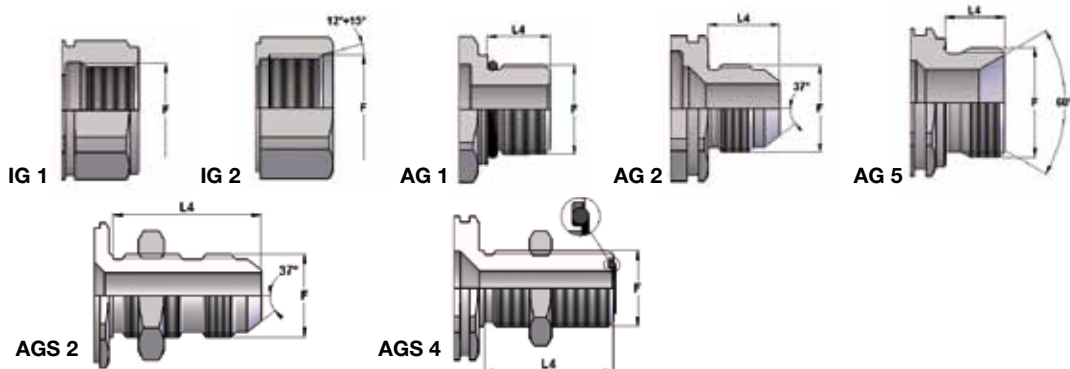


**PVT4 DN13 - BG 2 - ISO 10 (E)**




THREADS	L2	L3	L4	F	STANDARD	FEMMINA - FEMALE - MUFFE - FEMELLE			MASCHIO - MALE - STECKER - MALE		
						COD. F	Weight (g)	Packaging (pcs.)	COD. M	Weight (g)	Packaging (pcs.)
<b>IG 1</b>	73,5	75		BSP 3/8"	DIN 3852-2-X	PVT4.1310.112	310	45	PVT4.1310.113 E	292	40
	73,5	78		NPT 3/8"	ANSI B1.20.3	PVT4.1310.012	312	45	PVT4.1310.013 E	318	40
	73,5	75		BSP 1/2"	DIN 3852-2-X	PVT4.1313.112	295	45	PVT4.1313.113 E	288	40
	73,5	78		NPT 1/2"	ANSI B1.20.3	PVT4.1313.012	298	45	PVT4.1313.013 E	302	40
	73,5	75		M14x1,5	ISO 6149-1	PVT4.1314.102	296	45	PVT4.1314.103 E	300	40
	73,5	75		M16x1,5	ISO 6149-1	PVT4.1316.102	313	45	PVT4.1316.103 E	295	40
	73,5	75		M18x1,5	ISO 6149-1	PVT4.1318.102	306	45	PVT4.1318.103 E	288	40
	73,5	75		M20x1,5	ISO 6149-1	PVT4.1320.102	310	45	PVT4.1320.103 E	292	40
<b>IG 2</b>	72	75		9/16"-18 UNF 2B	SAE J 1926-1	PVT4.1315.032	310	45	PVT4.1315.033 E	299	40
	73,5	75		3/4"-16 UNF 2B	SAE J 1926-1	PVT4.1319.032	302	45	PVT4.1319.033 E	294	40
	74,5	79		7/8"-14 UNF 2B	SAE J 1926-1	PVT4.1323.032	288	45	PVT4.1323.033 E	293	40
	74,5	75		M22x1,5	SAE J 2244/1	PVT4.1322.102	294	45	PVT4.1322.103 E	296	40
<b>AG 1</b>	73,5	75	13	M14x1,5	ISO 6149-2	PVT4.1314.222	282	45	PVT4.1314.223 E	268	40
	75	78	16	M20x1,5	ISO 6149-2	PVT4.1320.222	292	45	PVT4.1320.223 E	278	40
<b>AG 2</b>	77,1	76,5	14,1	9/16"-18 UNF 2A	SAE J 514	PVT4.1315.302	284	45	PVT4.1315.303 E	260	40
	79,7	78,7	16,7	3/4"-16 UNF 2A	SAE J 514	PVT4.1319.302	292	45	PVT4.1319.303 E	268	40
<b>AGS 2</b>	100,6	99,6	37,6	3/4"-16 UNF 2A	SAE J 514	PVT4.1319.502	316	45	PVT4.1319.503 E	296	40
	104,1	103,1	41,1	7/8"-14 UNF 2A	SAE J 514	PVT4.1323.502	325	45	PVT4.1323.503 E	311	40
<b>AG 5</b>	74	76,6	12	BSP 3/8"	DIN 3852-2-B	PVT4.1310.212	294	45	PVT4.1310.213 E	270	40
	75	79	13	BSP 1/2"	DIN 3852-2-B	PVT4.1313.212	304	45	PVT4.1313.213 E	278	40
	75	75	13	BSP 1/2"	BS B5200	PVT4.1313.702	284	45	PVT4.1313.703 E	270	40
	73	73	11	M16x1,5	DIN 3863-U	PVT4.1316.702	284	45	PVT4.1316.703 E	262	40
	78	78	16	M20x1,5	DIN 3863-U	PVT4.1320.702	288	45	PVT4.1320.703 E	274	40
	76	76	14	M22x1,5	DIN 3863-U	PVT4.1322.702	286	45	PVT4.1322.703 E	272	40

**THREADS**

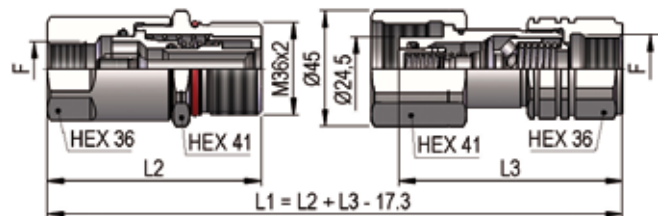


**PVT4 DN20 - BG 3 - ISO 12.5 (T)**



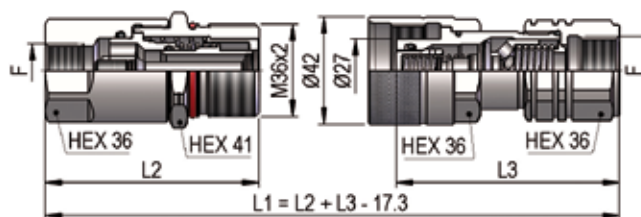
THREADS	L2	L3	L4	F	STANDARD	FEMMINA - FEMALE - MUFFE - FEMELLE			MASCHIO - MALE - STECKER - MALE		
						COD. F	Weight (g)	Packaging (pcs.)	COD. M	Weight (g)	Packaging (pcs.)
<b>IG 1</b>	83,5	84,5		BSP 1/2"	DIN 3852-2-X	PVT4.2013.112	537	30	PVT4.2013.113	493	30
	83,5	86		NPT 1/2"	ANSI B1.20.3	PVT4.2013.012	540	30	PVT4.2013.013	506	30
	83,5	86,5		BSP 3/4"	DIN 3852-2-X	PVT4.2019.112	506	30	PVT4.2019.113	473	30
	83,5	86		NPT 3/4"	ANSI B1.20.3	PVT4.2019.012	514	30	PVT4.2019.013	478	30
	82,5	82,5		M18x1,5	ISO 6149-1	PVT4.2018.102	542	30	PVT4.2018.103	492	30
	82,5	82		M22x1,5	ISO 6149-1	PVT4.2022.102	525	30	PVT4.2022.103	475	30
	83,5	86		M26x1,5	ISO 6149-1	PVT4.2026.102	504	30	PVT4.2026.103	472	30
	83,5	86		M30x1,5	ISO 6149-1	PVT4.2030.102	477	30	PVT4.2030.103	445	30
<b>IG 2</b>	79,5	82		3/4"-16 UNF 2B	SAE J 1926-1	PVT4.2019.032	515	30	PVT4.2019.033	485	30
	81,5	86		7/8"-14 UNF 2B	SAE J 1926-1	PVT4.2023.032	520	30	PVT4.2023.033	497	30
	83,5	86		1"-1/16-12 UN 2B	SAE J 1926-1	PVT4.2027.032	500	30	PVT4.2027.033	467	30
<b>AG 2</b>	92,5	93	22	1"-1/16-12 UN 2A	SAE J 514	PVT4.2027.302	482	30	PVT4.2027.303	463	30
<b>AGS 2</b>	111,6	112,1	41,1	7/8"-14 UNF 2A	SAE J 514	PVT4.2023.502	518	30	PVT4.2023.503	482	30
	115,9	116,4	45,4	1"-1/16-12 UN 2A	SAE J 514	PVT4.2027.502	552	30	PVT4.2027.503	515	30
<b>AG 5</b>	89,5	90	16	BSP 3/4"	DIN 3852-2-A	PVT4.2019.712	500	30	PVT4.2019.713	464	30
<b>AGS 4</b>	109	109,5	38,5	1"-14 UNS 2A	SAE J 1453	PVT4.2025.532	547	30	PVT4.2025.533	514	30

**PVT4 DN20 - BG 3 - ISO 12.5 (E)**



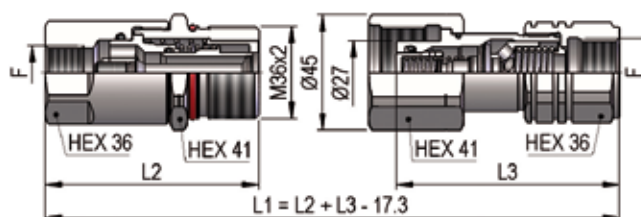
THREADS	L2	L3	L4	F	STANDARD	FEMMINA - FEMALE - MUFFE - FEMELLE			MASCHIO - MALE - STECKER - MALE		
						COD. F	Weight (g)	Packaging (pcs.)	COD. M	Weight (g)	Packaging (pcs.)
<b>IG 1</b>	83,5	84,5		BSP 1/2"	DIN 3852-2-X	PVT4.2013.112	537	30	PVT4.2013.113 E	503	30
	83,5	86		NPT 1/2"	ANSI B1.20.3	PVT4.2013.012	540	30	PVT4.2013.013 E	516	30
	83,5	86,5		BSP 3/4"	DIN 3852-2-X	PVT4.2019.112	506	30	PVT4.2019.113 E	483	30
	83,5	86		NPT 3/4"	ANSI B1.20.3	PVT4.2019.012	514	30	PVT4.2019.013 E	489	30
	82,5	82,5		M18x1,5	ISO 6149-1	PVT4.2018.102	542	30	PVT4.2018.103 E	502	30
	82,5	82		M22x1,5	ISO 6149-1	PVT4.2022.102	525	30	PVT4.2022.103 E	485	30
	83,5	86		M26x1,5	ISO 6149-1	PVT4.2026.102	504	30	PVT4.2026.103 E	482	30
	83,5	86		M30x1,5	ISO 6149-1	PVT4.2030.102	477	30	PVT4.2030.103 E	455	30
<b>IG 2</b>	79,5	82		3/4"-16 UNF 2B	SAE J 1926-1	PVT4.2019.032	515	30	PVT4.2019.033 E	495	30
	81,5	86		7/8"-14 UNF 2B	SAE J 1926-1	PVT4.2023.032	520	30	PVT4.2023.033 E	507	30
	83,5	86		1"-1/16-12 UN 2B	SAE J 1926-1	PVT4.2027.032	500	30	PVT4.2027.033 E	477	30
<b>AG 2</b>	92,5	93	22	1"-1/16-12 UN 2A	SAE J 514	PVT4.2027.302	482	30	PVT4.2027.303 E	474	30
<b>AGS 2</b>	111,6	112,1	41,1	7/8"-14 UNF 2A	SAE J 514	PVT4.2023.502	518	30	PVT4.2023.503 E	492	30
	115,9	116,4	45,4	1"-1/16-12 UN 2A	SAE J 514	PVT4.2027.502	552	30	PVT4.2027.503 E	525	30
<b>AG 5</b>	89,5	90	16	BSP 3/4"	DIN 3852-2-A	PVT4.2019.712	500	30	PVT4.2019.713 E	474	30
<b>AGS 4</b>	109	109,5	38,5	1"-14 UNS 2A	SAE J 1453	PVT4.2025.532	547	30	PVT4.2025.533 E	524	30

**PVT4 DN22 - BG 4A - ISO 16 (T)**



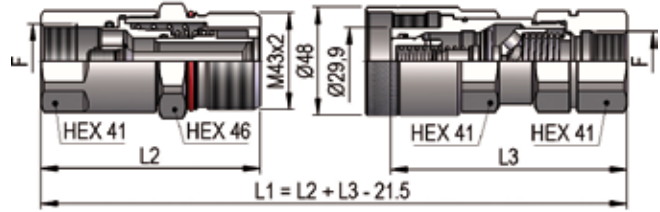
THREADS	L2	L3	L4	F	STANDARD	FEMMINA - FEMALE - MUFFE - FEMELLE			MASCHIO - MALE - STECKER - MALE		
						COD. F	Weight (g)	Packaging (pcs.)	COD. M	Weight (g)	Packaging (pcs.)
<b>IG 1</b>	86	87,5		BSP 1/2"	DIN 3852-2-X	PVT4.2213.112	528	30	PVT4.2213.113	502	30
	86	89		NPT 1/2"	ANSI B1.20.3	PVT4.2213.012	531	30	PVT4.2213.013	515	30
	86	89,5		BSP 3/4"	DIN 3852-2-X	PVT4.2219.112	497	30	PVT4.2219.113	482	30
	86	89		NPT 3/4"	ANSI B1.20.3	PVT4.2219.012	505	30	PVT4.2219.013	488	30
	85	85,5		M18x1,5	ISO 6149-1	PVT4.2218.102	533	30	PVT4.2218.103	501	30
	85	85		M22x1,5	ISO 6149-1	PVT4.2222.102	516	30	PVT4.2222.103	484	30
	86	89		M26x1,5	ISO 6149-1	PVT4.2226.102	495	30	PVT4.2226.103	481	30
	86	89		M30x1,5	ISO 6149-1	PVT4.2230.102	469	30	PVT4.2230.103	455	30
<b>IG 2</b>	82	85		3/4"-16 UNF 2B	SAE J 1926-1	PVT4.2219.032	506	30	PVT4.2219.033	494	30
	84	89		7/8"-14 UNF 2B	SAE J 1926-1	PVT4.2223.032	511	30	PVT4.2223.033	506	30
	86	89		1"-1/16-12 UN 2B	SAE J 1926-1	PVT4.2227.032	491	30	PVT4.2227.033	477	30
<b>AG 2</b>	95	96	22	1"-1/16-12 UN 2A	SAE J 514	PVT4.2227.302	473	30	PVT4.2227.303	473	30
<b>AGS 2</b>	114,1	115,1	41,1	7/8"-14 UNF 2A	SAE J 514	PVT4.2223.502	509	30	PVT4.2223.503	492	30
	118,4	119,4	45,4	1"-1/16-12 UN 2A	SAE J 514	PVT4.2227.502	543	30	PVT4.2227.503	525	30
<b>AG 5</b>	92	93	16	BSP 3/4"	DIN 3852-2-A	PVT4.2219.712	492	30	PVT4.2219.713	474	30
<b>AGS 4</b>	111,5	112,5	38,5	1"-14 UNS 2A	SAE J 1453	PVT4.2225.532	538	30	PVT4.2225.533	524	30

**PVT4 DN22 - BG 4A - ISO 16 (E)**



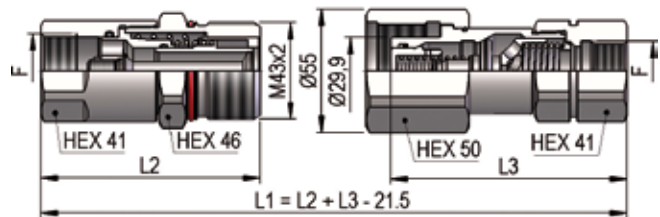
THREADS	L2	L3	L4	F	STANDARD	FEMMINA - FEMALE - MUFFE - FEMELLE			MASCHIO - MALE - STECKER - MALE		
						COD. F	Weight (g)	Packaging (pcs.)	COD. M	Weight (g)	Packaging (pcs.)
<b>IG 1</b>	86	87,5		BSP 1/2"	DIN 3852-2-X	PVT4.2213.112	528	30	PVT4.2213.113 E	520	30
	86	89		NPT 1/2"	ANSI B1.20.3	PVT4.2213.012	531	30	PVT4.2213.013 E	533	30
	86	89,5		BSP 3/4"	DIN 3852-2-X	PVT4.2219.112	497	30	PVT4.2219.113 E	500	30
	86	89		NPT 3/4"	ANSI B1.20.3	PVT4.2219.012	505	30	PVT4.2219.013 E	506	30
	85	85,5		M18x1,5	ISO 6149-1	PVT4.2218.102	533	30	PVT4.2218.103 E	519	30
	85	85		M22x1,5	ISO 6149-1	PVT4.2222.102	516	30	PVT4.2222.103 E	502	30
	86	89		M26x1,5	ISO 6149-1	PVT4.2226.102	495	30	PVT4.2226.103 E	499	30
	86	89		M30x1,5	ISO 6149-1	PVT4.2230.102	469	30	PVT4.2230.103 E	473	30
<b>IG 2</b>	82	85		3/4"-16 UNF 2B	SAE J 1926-1	PVT4.2219.032	506	30	PVT4.2219.033 E	512	30
	84	89		7/8"-14 UNF 2B	SAE J 1926-1	PVT4.2223.032	511	30	PVT4.2223.033 E	525	30
	86	89		1"-1/16-12 UN 2B	SAE J 1926-1	PVT4.2227.032	491	30	PVT4.2227.033 E	495	30
<b>AG 2</b>	95	96	22	1"-1/16-12 UN 2A	SAE J 514	PVT4.2227.302	473	30	PVT4.2227.303 E	491	30
<b>AGS 2</b>	114,1	115,1	41,1	7/8"-14 UNF 2A	SAE J 514	PVT4.2223.502	509	30	PVT4.2223.503 E	510	30
	118,4	119,4	45,4	1"-1/16-12 UN 2A	SAE J 514	PVT4.2227.502	543	30	PVT4.2227.503 E	543	30
<b>AG 5</b>	92	93	16	BSP 3/4"	DIN 3852-2-A	PVT4.2219.712	492	30	PVT4.2219.713 E	492	30
<b>AGS 4</b>	111,5	112,5	38,5	1"-14 UNS 2A	SAE J 1453	PVT4.2225.532	538	30	PVT4.2225.533 E	542	30

**PVT4 DN25 - BG 4 - ISO 19 (T)**



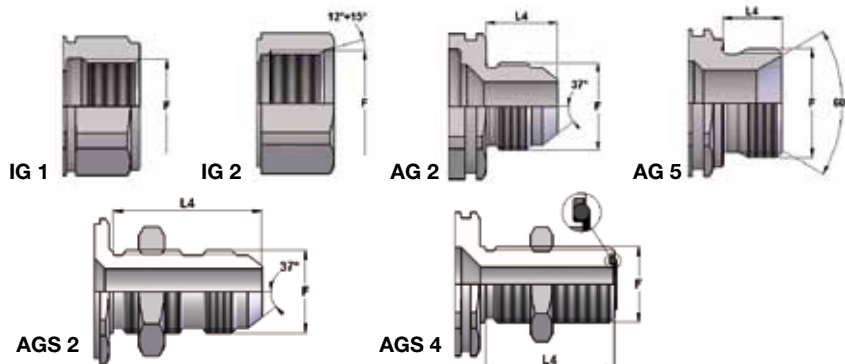
THREADS	L2	L3	L4	F	STANDARD	FEMMINA - FEMALE - MUFFE - FEMELLE			MASCHIO - MALE - STECKER - MALE		
						COD. F	Weight (g)	Packaging (pcs.)	COD. M	Weight (g)	Packaging (pcs.)
<b>IG 1</b>	94,5	105		BSP 3/4"	DIN 3852-2-X	PVT4.2519.112	754	23	PVT4.2519.113	751	24
	94,5	105		NPT 3/4"	ANSI B1.20.3	PVT4.2519.012	759	23	PVT4.2519.013	758	24
	97,5	105		BSP 1"	DIN 3852-2-X	PVT4.2525.112	725	23	PVT4.2525.113	693	24
	97,5	105		NPT 1"	ANSI B1.20.3	PVT4.2525.012	731	23	PVT4.2525.013	700	24
	97,5	105		M30x1,5	ISO 6149-1	PVT4.2530.102	755	23	PVT4.2530.103	724	24
<b>IG 2</b>	95	105		1"1/16-12 UN 2B	SAE J 1926-1	PVT4.2527.032	762	23	PVT4.2527.033	745	24
	95	105		1"5/16-12 UN 2B	SAE J 1926-1	PVT4.2533.032	703	23	PVT4.2533.033	687	24
<b>AG 5</b>	95	107	18	BSP 1"	DIN 3852-2-B	PVT4.2525.212	764	23	PVT4.2525.213	694	24
	95	103	17	BSP 1"	BS B5200	PVT4.2525.702	687	23	PVT4.2525.703	671	24
	95	105	16	BSP 3/4"	DIN 3852-2-A	PVT4.2519.712	685	23	PVT4.2519.713	670	24
	97	107	18	BSP 1"	DIN 3852-2-A	PVT4.2525.712	711	23	PVT4.2525.713	696	24

**PVT4 DN25 - BG 4 - ISO 19 (E)**

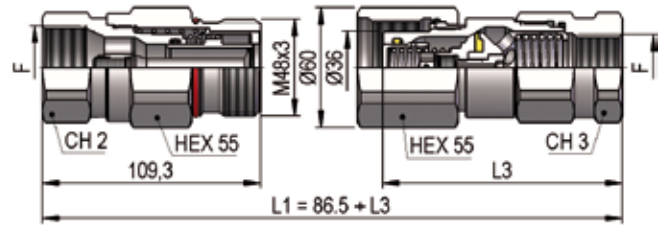


THREADS	L2	L3	L4	F	STANDARD	FEMMINA - FEMALE - MUFFE - FEMELLE			MASCHIO - MALE - STECKER - MALE		
						COD. F	Weight (g)	Packaging (pcs.)	COD. M	Weight (g)	Packaging (pcs.)
<b>IG 1</b>	94,5	105		BSP 3/4"	DIN 3852-2-X	PVT4.2519.112	754	23	PVT4.2519.113 E	859	20
	94,5	105		NPT 3/4"	ANSI B1.20.3	PVT4.2519.012	759	23	PVT4.2519.013 E	866	20
	97,5	105		BSP 1"	DIN 3852-2-X	PVT4.2525.112	725	23	PVT4.2525.113 E	801	20
	97,5	105		NPT 1"	ANSI B1.20.3	PVT4.2525.012	731	23	PVT4.2525.013 E	808	20
	97,5	105		M30x1,5	ISO 6149-1	PVT4.2530.102	755	23	PVT4.2530.103 E	832	20
<b>IG 2</b>	95	105		1"1/16-12 UN 2B	SAE J 1926-1	PVT4.2527.032	762	23	PVT4.2527.033 E	853	20
	95	105		1"5/16-12 UN 2B	SAE J 1926-1	PVT4.2533.032	703	23	PVT4.2533.033 E	794	20
<b>AG 5</b>	95	107	18	BSP 1"	DIN 3852-2-B	PVT4.2525.212	764	23	PVT4.2525.213 E	802	20
	95	103	17	BSP 1"	BS B5200	PVT4.2525.702	687	23	PVT4.2525.703 E	779	20
	95	105	16	BSP 3/4"	DIN 3852-2-A	PVT4.2519.712	685	23	PVT4.2519.713 E	777	20
	97	107	18	BSP 1"	DIN 3852-2-A	PVT4.2525.712	711	23	PVT4.2525.713 E	803	20

THREADS

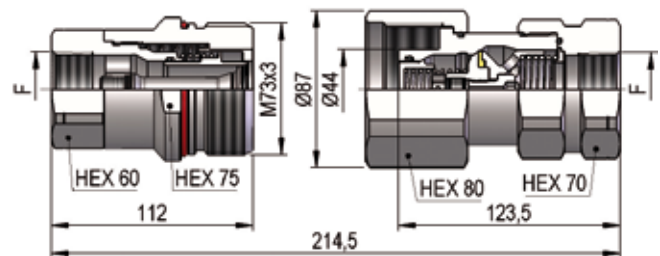


**PVT4 DN30 - BG 5 - ISO 25**



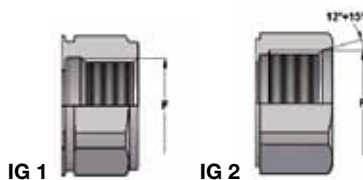
THREADS	CH2	CH3	L3	F	STANDARD	FEMMINA - FEMALE - MUFFE - FEMELLE			MASCHIO - MALE - STECKER - MALE		
						COD. F	Weight (g)	Packaging (pcs.)	COD. M	Weight (g)	Packaging (pcs.)
<b>IG 1</b>	50	50	120	BSP 1"	DIN 3852-2-X	PVT4.3025.112	1241	15	PVT4.3025.113	1362	12
	50	50	120	NPT 1"	ANSI B1.20.3	PVT4.3025.012	1256	15	PVT4.3025.013	1368	12
	55	55	120	BSP 1 1/4"	DIN 3852-2-X	PVT4.3031.112	1248	15	PVT4.3031.113	1432	12
	55	55	122	NPT 1 1/4"	ANSI B1.20.3	PVT4.3031.012	1265	15	PVT4.3031.013	1446	12
<b>IG 2</b>	50	50	120	1 1/2 UN 2B	SAE J 1926-1	PVT4.3033.032	1241	15	PVT4.3033.033	1351	12
	55	55	120	1 3/8 UN 2B	SAE J 1926-1	PVT4.3041.032	1246	15	PVT4.3041.033	1434	12

**PVT4 DN35 - BG 6 - ISO 31.5**

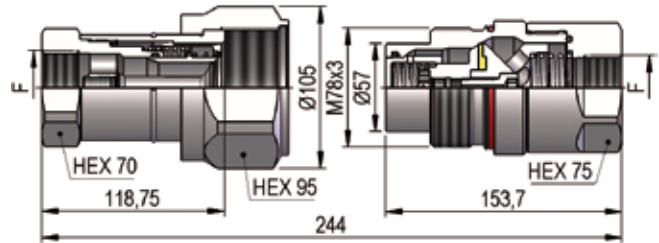


THREADS	F	STANDARD	FEMMINA - FEMALE - MUFFE - FEMELLE			MASCHIO - MALE - STECKER - MALE		
			COD. F	Weight (g)	Packaging (pcs.)	COD. M	Weight (g)	Packaging (pcs.)
<b>IG 1</b>	BSP 1 1/4"	DIN 3852-2-X	PVT4.3531.112	2305	8	PVT4.3531.113	2890	7
	NPT 1 1/4"	ANSI B1.20.3	PVT4.3531.012	2320	8	PVT4.3531.013	2906	7
<b>IG 2</b>	1 1/2 UN 2B	SAE J 1926-1	PVT4.3541.032	2305	8	PVT4.3541.033	2895	7

THREADS

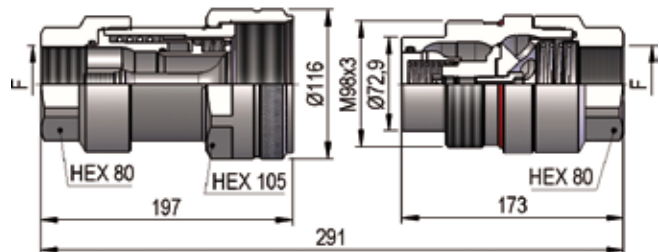


**PVT4 DN39 - BG 7 - ISO 40**



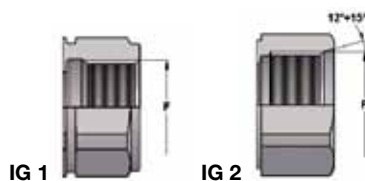
THREADS	F	STANDARD	FEMMINA - FEMALE - MUFFE - FEMELLE			MASCHIO - MALE - STECKER - MALE		
			COD. F	Weight (g)	Packaging (pcs.)	COD. M	Weight (g)	Packaging (pcs.)
IG 1	BSP 1"½	DIN 3852-2-X	PVT4.3939.112	3840	3	PVT4.3939.113	3760	5
	NPT 1"½	ANSI B1.20.3	PVT4.3939.012	3855	3	PVT4.3939.013	3790	5
IG 2	1"5/8-12 UN 2B	SAE J 1926-1	PVT4.3941.032	3910	3	PVT4.3941.033	3830	5
	1"7/8-12 UN 2B	SAE J 1926-1	PVT4.3947.032	3830	3	PVT4.3947.033	3750	5

**PVT4 DN50 - BG 8 - ISO 50**



THREADS	F	STANDARD	FEMMINA - FEMALE - MUFFE - FEMELLE			MASCHIO - MALE - STECKER - MALE		
			COD. F	Weight (g)	Packaging (pcs.)	COD. M	Weight (g)	Packaging (pcs.)
IG 1	BSP 2"	DIN 3852-2-X	PVT4.5051.112	6240	3	PVT4.5051.113	5900	4
	NPT 2"	ANSI B1.20.3	PVT4.5051.012	6270	3	PVT4.5051.013	5930	4
IG 2	1"½	SAE 3000	PVT4.5051.002	7200	3	PVT4.5051.003	7090	4
	2"1/2-12 UN 2B	SAE J 1926-1	PVT4.5063.032	6160	3	PVT4.5063.033	5720	4

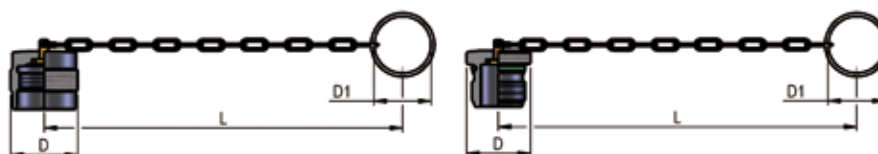
THREADS





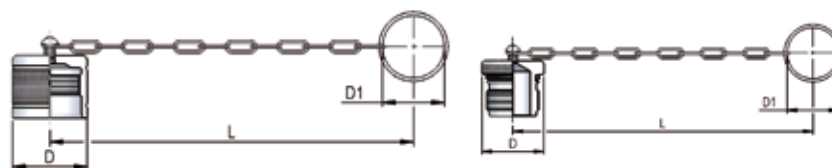
### PLASTIC CAPS

NOMINAL SIZE		FEMALE DUST PLUG				MALE DUST CAP				COLOUR	MATERIAL			
DNP	BG	ISO	COD. F	Dimensions			Weight	COD. M	Dimensions			Weight		
				D	L	D1	(g)		D	L	D1	(g)		
13	2	10	SPVT.13002	38	220	32	38	SPVT.13003	36	220	32	36	●	PVC
20	3	12.5	SPVT.20002	45	220	32	48	SPVT.20003	45	220	32	48	●	PVC
22	4A	16	SPVT.20002	45	220	32	48	SPVT.20003	45	220	32	48	●	PVC
25	4	19	SPVT.25002	53	290	47,5	72	SPVT.25003	48	290	47,5	74	●	PVC
30	5	25	SPVT.30002	60	438	47,5	94	SPVT.30003	60	438	47,5	91	●	PVC

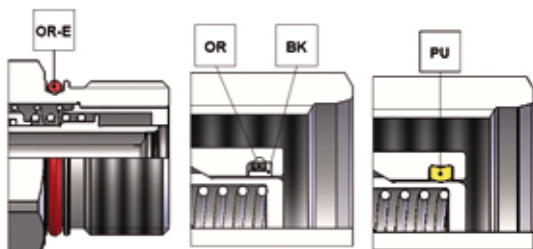


### METAL CAPS

NOMINAL SIZE		FEMALE DUST PLUG				MALE DUST CAP				MATERIAL			
DNP	BG	ISO	COD. F	Dimensions			Weight	COD. M	Dimensions			Weight	
				D	L	D1	(g)		D	L	D1	(g)	
06	1	6.3	SPVT.06202	30	205	27	30	SPVT.06203	32	205	27	38	Aluminum
13	2	10	SPVT.13202	36	205	32	46	SPVT.13203	36	205	32	53	Aluminum
20	3	12.5	SPVV.13202	41,5	205	32	57	SPVV.13203	41,5	205	32	66	Aluminum
22	4A	16	SPVV.13202	41,5	205	32	57	SPVV.13203	41,5	205	32	66	Aluminum
25	4	19	SPVT.25202	49,5	275	47,5	84	SPVT.25203	48	275	47,5	115	Aluminum
30	5	25	SPVT.30202	54,5	275	47,5	91	SPVT.30203	58	275	47,5	113	Aluminum
35	6	31.5	SPVT.35202	79,5	275	47,5	179	SPVT.35203	87	275	47,5	353	Aluminum
39	7	40	SPVT.39202	90	275	47,5	269	SPVT.39203	90	275	47,5	380	Aluminum
50	8	50	SPVT.50202	110	275	47,5	521	SPVT.50203	110	275	47,5	541	Aluminum



### SPARE PARTS



NOMINAL SIZE		FEMALE GASKET	MALE GASKET	MALE GASKET		
DNP	BG	ISO	OR-E (SILICONE)	OR (NBR*)	BK (PTFE)	PU (POLYURETHANE)
06	1	6.3	PLK.025.121 S	PLT.006.120	PLT.006.130	-
13	2	10	PLT.319.031 S	PLT.013.120	PLT.013.130	PLK.013.210
20	3	12.5	PVT.019.121 S	PLT.019.120	PLT.019.130	PVT.019.210
22	4A	16	PVT.019.121 S	PLT.022.120	PLT.022.130	PVT.022.210
25	4	19	PVT.025.121 S	PLT.025.120	PLT.025.130	PVT.025.210
30	5	25	PVT.030.121 S	PLT.031.120	PLT.031.130	PVT.030.210
35	6	31.5	PVT.035.121 S	PLS.025.120	PLT.035.130	-
39	7	40	PVT.039.121 S	PLT.039.120	PLT.039.130	-
50	8	50	PVT.050.121 S	PLK.050.120	PLK.050.130	-

\* AL CODICE DELLA GUARNIZIONE IN NBR AGGIUNGERE 'E' PER EPDM O 'V' PER VITON  
 TO THE NBR GASKET CODE ADD 'E' FOR EPDM OR 'V' FOR VITON  
 ZU DER ARTIKELNR. DER NBR DICHTUNG GEBEN SIE 'E' FUER EPDM ODER 'V' FUER VITON AN  
 AU CODE DU JOINT EN NBR JOINDRE 'E' POUR EPDM OU 'V' POUR VITON