

STANDARD

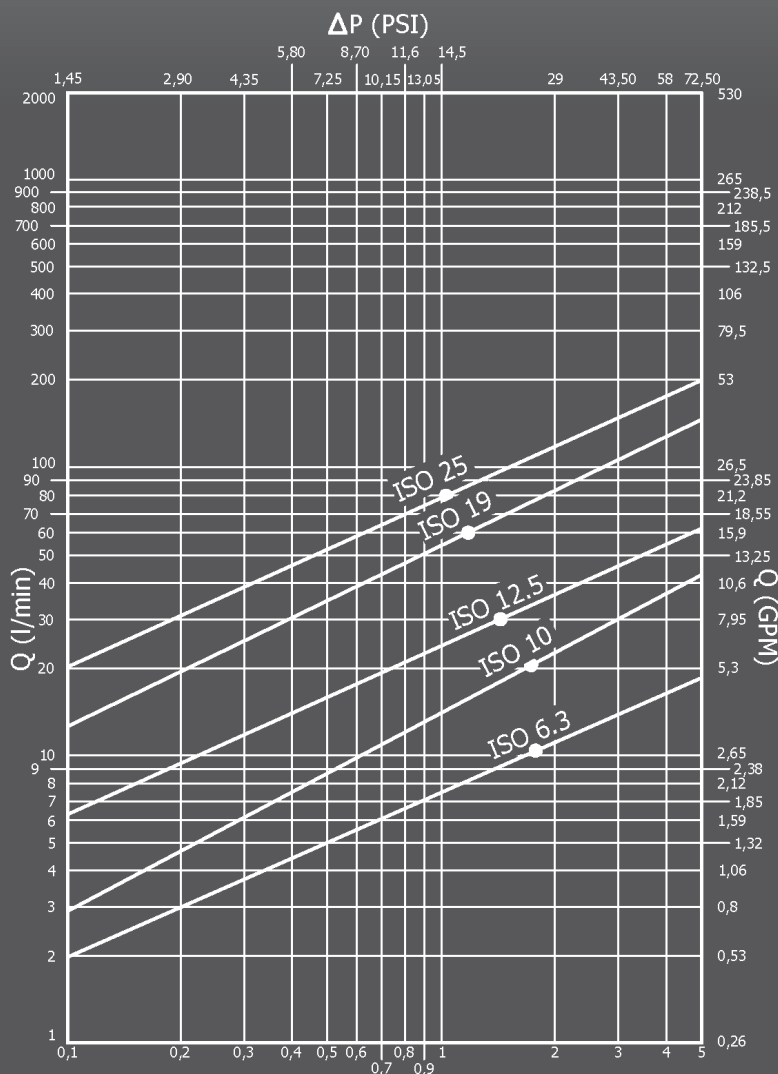
SFERA
BALL
KUGEL
BILLE

Caratteristiche tecniche

- Intercambiabilità: con i principali produttori
- Occlusione: sfera
- Aggancio: sfere radiali
- Materiale: acciaio
- Finitura: Zn-Fe (Cr III)
- Filettature: BSP - NPT - SAE
- Guarnizioni standard: NBR
- Temperatura d'esercizio: -25 °C +100 °C
- Guarnizioni opzionali: FKM, EPDM o altro
- Pressioni di esercizio: 200-300 bar
- Connessione in pressione: non consentita

Nominal size				Max working pressure	Rated flow	Max flow rate	Min burst pressure			Fluid spillage
							Male	Female	Coupled	
DNP	BG	ISO	mm	MPa	l/min	l/min	MPa	MPa	MPa	cc
06	1	6.3	5,3	30	12	20	120	120	150	0,5
10	2	10	7,4	25	23	35	100	100	160	1,4
13	3	12.5	8,9	20	30	55	80	95	130	1,9
20	4	19	12,4	20	60	120	80	110	120	4,6
25	5	25	13,1	20	80	160	85	110	100	5,9

1 MPa = 145,04 psi • 1 l = 0,264 gal



Technical data

- Interchange: with the main producers
- Occlusion: ball
- Locking: radial balls
- Material: steel
- Finishing: Zn-Fe (Cr III)
- Threads: BSP - NPT - SAE
- Standard seals: NBR
- Working temperature: -25 °C +100 °C
- Optional seals: FKM, EPDM or more
- Working pressure: 200-300 bar
- Connection under pressure: not allowed

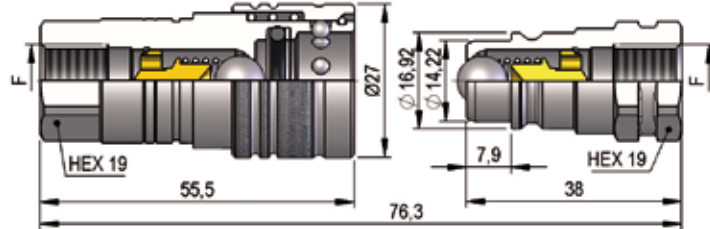
Technische Merkmale

- Austauschbarkeit: mit den wichtigsten Lieferanten
- Verschluss: kugel
- Kupplung: Radialkugeln
- Werkstoff: Stahl
- Ausführung: Zn-Fe (Cr III)
- Gewinde: BSP - NPT - SAE
- Standard-Dichtungen: NBR
- Betriebstemperatur: -25 °C +100 °C
- Dichtungen nach Wahl: FKM, EPDM, usw.
- Betriebsdruck: 200-300 bar
- Kuppeln unter Druck: nicht möglich

Caracteristiques techniques

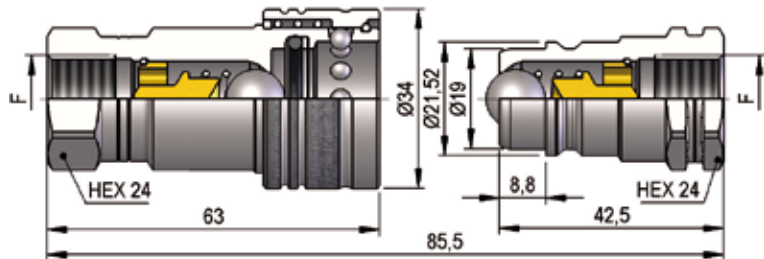
- Intercambiabilité: avec les principaux producteurs
- Obturation: bille
- Accrochage: billes radiales
- Matériel: acier
- Traitement: Zn-Fe (Cr III)
- Taraudage: BSP - NPT - SAE
- Joints standard: NBR
- Température de service: -25 °C +100 °C
- Joints facultatifs: FKM, EPDM, ect.
- Pression de service: 200-300 bar
- Connexion sous pression: pas possible

PDS1 DN06 - BG 1 - ISO 6.3



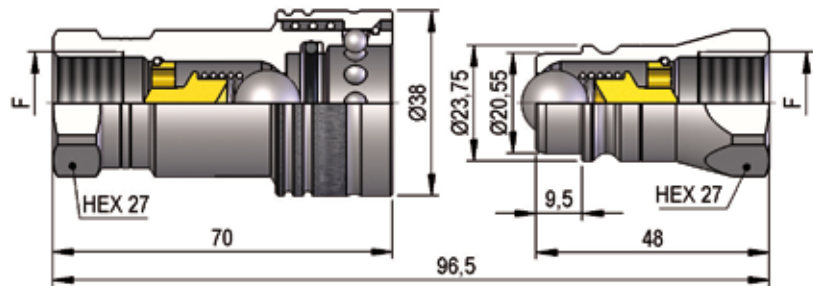
F	STANDARD	FEMMINA - FEMALE - MUFFE - FEMELLE			MASCIO - MALE - STECKER - MALE		
		COD. F	Weight (g)	Packaging (pcs.)	COD. M	Weight (g)	Packaging (pcs.)
BSP 1/4"	DIN 3852-2-X	PDS1.0606.002	127	100	PDS1.0606.003	47	300
NPT 1/4"	ANSI B1.20.3	PDS1.0606.012	128	100	PDS1.0606.013	48	300

PDS1 DN10 - BG 2 - ISO 10



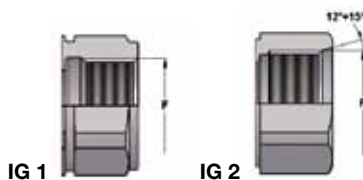
F	STANDARD	FEMMINA - FEMALE - MUFFE - FEMELLE			MASCIO - MALE - STECKER - MALE		
		COD. F	Weight (g)	Packaging (pcs.)	COD. M	Weight (g)	Packaging (pcs.)
BSP 3/8"	DIN 3852-2-X	PDS1.1010.002	207	56	PDS1.1010.003	86	200
NPT 3/8"	ANSI B1.20.3	PDS1.1010.012	208	56	PDS1.1010.013	87	200

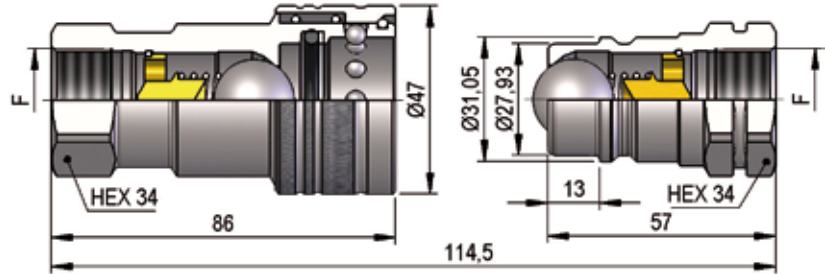
PDS1 DN13 - BG 3 - ISO 12.5



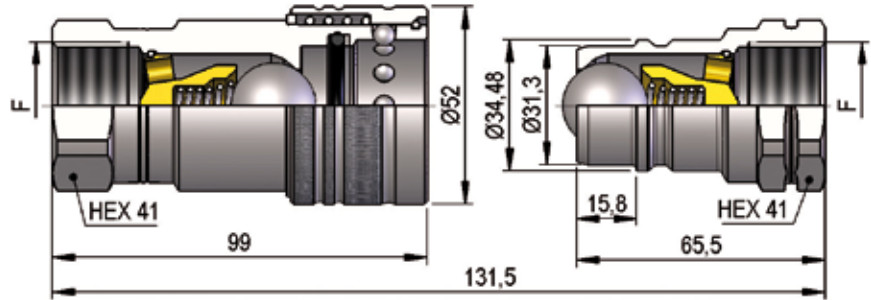
THREADS	F	STANDARD	FEMMINA - FEMALE - MUFFE - FEMELLE			MASCIO - MALE - STECKER - MALE		
			COD. F	Weight (g)	Packaging (pcs.)	COD. M	Weight (g)	Packaging (pcs.)
IG1	BSP 1/2"	DIN 3852-2-X	PDS1.1313.002	273	50	PDS1.1313.003	101	200
	NPT 1/2"	ANSI B1.20.3	PDS1.1313.012	275	50	PDS1.1313.013	103	200
IG2	3/4"-16 UNF 2B	SAE J 1926-1	PDS1.1319.032	281	50	PDS4.1319.033	108	200
	7/8"-14 UNF 2B	SAE J 1926-1	PDS1.1323.032	267	50	PDS1.1323.033	93	200

THREADS



PDS1 DN20 - BG 4 - ISO 19


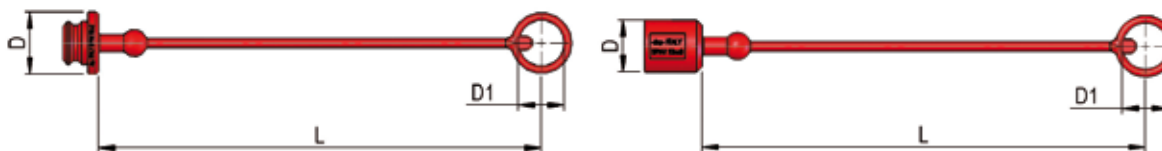
F	STANDARD	FEMMINA - FEMALE - MUFFE - FEMELLE			MASCHIO - MALE - STECKER - MALE		
		COD. F	Weight (g)	Packaging (pcs.)	COD. M	Weight (g)	Packaging (pcs.)
BSP 3/4"	DIN 3852-2-X	PDS1.2019.002	494	28	PDS1.2019.003	205	45
NPT 3/4"	ANSI B1.20.3	PDS1.2019.012	500	28	PDS1.2019.013	210	45

PDS1 DN25 - BG 5 - ISO 25


F	STANDARD	FEMMINA - FEMALE - MUFFE - FEMELLE			MASCHIO - MALE - STECKER - MALE		
		COD. F	Weight (g)	Packaging (pcs.)	COD. M	Weight (g)	Packaging (pcs.)
BSP 1"	DIN 3852-2-X	PDS1.2525.002	768	20	PDS1.2525.003	302	30
NPT 1"	ANSI B1.20.3	PDS1.2525.012	775	20	PDS1.2525.013	310	30

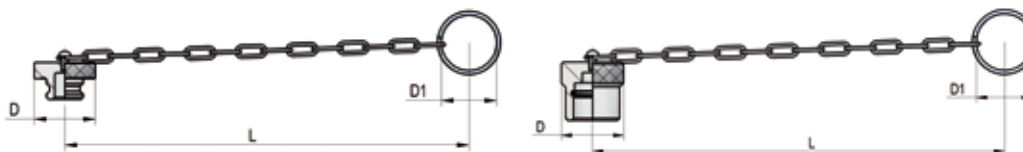
PLASTIC CAPS

NOMINAL SIZE			FEMALE DUST PLUG					MALE DUST CAP					COLOUR	MATERIAL
DNP	BG	ISO	COD. F	Dimensions			Weight (g)	COD. M	Dimensions			Weight (g)		
				D	L	D1			D	L	D1			
06	1	6.3	SPDV.06002	25	205	18	13	SPDV.06003	22	210	25	15	●	PVC
10	2	10	SPDV.10002	30	235	24	15	SPDV.10003	27	205	24	18	●	PVC
10	2	10	SPDV.10032	30	235	24	15	SPDV.10033	27	205	24	18	●	PVC
13	3	12.5	SPAV.13002	35	250	26	20	SPAV.13003	29	250	26	21	●	PVC
13	3	12.5	SPAV.13012	35	250	26	20	SPAV.13013	29	250	26	21	●	PVC
13	3	12.5	SPAV.13022	35	250	26	20	SPAV.13023	29	250	26	21	●	PVC
13	3	12.5	SPAV.13032	35	250	26	20	SPAV.13033	29	250	26	21	●	PVC
13	3	12.5	SPAV.13042	35	250	26	20	SPAV.13043	29	250	26	21	●	PVC
13	3	12.5	SPAV.13052	35	250	26	20	SPAV.13053	29	250	26	21	○	PVC
13	3	12.5	SPAV.13062	35	250	26	20	SPAV.13063	29	250	26	21	●	PVC
20	4	19	SPDV.20002	44	270	33	38	SPDV.20003	37	270	33	43	●	PVC
25	5	25	SPDV.25002	50	290	39	45	SPDV.25003	41	290	39	56	●	PVC

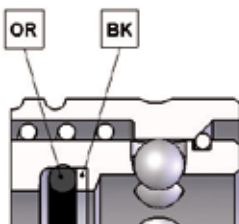


METAL CAPS

NOMINAL SIZE			FEMALE DUST PLUG					MALE DUST CAP					MATERIAL
DNP	BG	ISO	COD. F	Dimensions			Weight (g)	COD. M	Dimensions			Weight (g)	
				D	L	D1			D	L	D1		
13	3	12.5	SPAV.13202	38	205	32	51	SPAV.13203	38	205	32	70	Aluminum



SPARE PARTS



NOMINAL SIZE			FEMALE GASKET	
DNP	BG	ISO	OR (NBR*)	BK (PTFE)
06	1	6.3	PDV.006.120	PDV.006.130
10	2	10	PDV.010.120	PDV.010.130
13	3	12.5	PAV.013.120	PAV.013.130
20	4	20	PDV.019.120	PVV.019.130
25	5	25	PDV.025.120	PDV.025.130

* AL CODICE DELLA GUARNIZIONE IN NBR AGGIUNGERE 'E' PER EPDM O 'V' PER VITON
 TO THE NBR GASKET CODE ADD 'E' FOR EPDM OR 'V' FOR VITON
 ZU DER ARTIKELNR. DER NBR DICHTUNG GEBEN SIE 'E' FUER EPDM ODER 'V' FUER VITON AN
 AU CODE DU JOINT EN NBR JOINDRE 'E' POUR EPDM OU 'V' POUR VITON